



Type C Screen

TYPE	RATED FLOW (L/S)	NET WEIGHT (KG)
C-1500	100	50
C-750	50	27

Screen Notes

1. Screen and frame are of one-piece fully welded construction
2. Standard screen aperture 1.0mm
3. All mounting holes are Ø13mm
4. Screen and frame made from 304 stainless steel unless otherwise specified

Installation Notes

1. Use M10 or M12 stainless steel fixing bolts.
2. Seal screen to wing wall using mastic, grout or silicone, as appropriate.
3. Typical civil works shown for indication only - actual design is site specific.
4. Use chamfers as shown to improve flow conditions.

Health & Safety

1. Wear suitable PPE when handling or installing screens.
2. Manual handling regulations apply.
3. COSHH applicable for anti-seize grease & sealing compounds.
4. Ensure safe access to foot of screen for future maintenance.

ALL DIMENSIONS IN MM

REV	DATE	NAME	CHKD	DESCRIPTION
C	07 FEB 12	DR	--	GENERAL DRAWING UPDATE
B	16 MAY 11	DR	--	MODIFIED FOOT AND HEIGHT
A	02 FEB 11	DR	--	INITIAL ISSUE



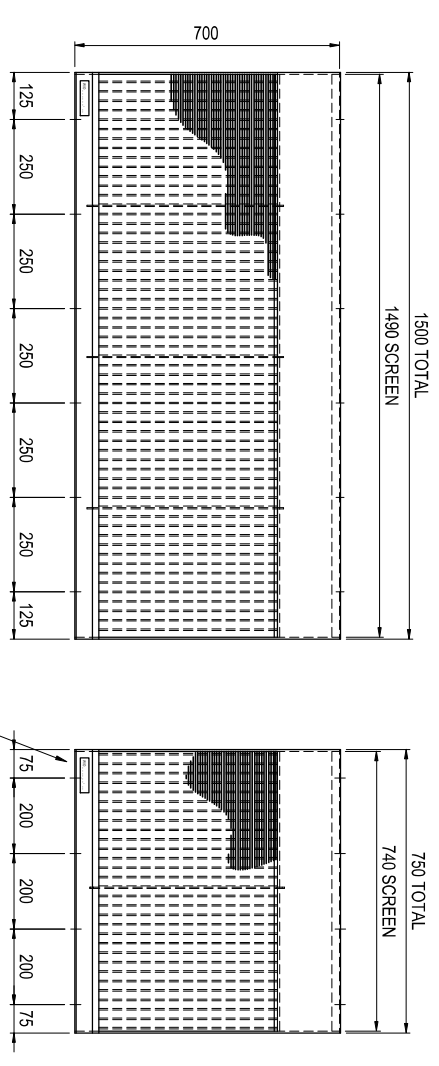
DULIAS LTD, UNIT 1 DRY ECO PARK, MACHYNALLETH
 POWYS, SY20 8AX, UNITED KINGDOM
 TEL: +44(0)1654 705000 FAX: +44(0)1654 703000
 www.dulias.org.uk

CLIENT
 GENERAL DRAWING
 PROJECT
 DIMENSIONS & INSTALLATION
 LOCATION

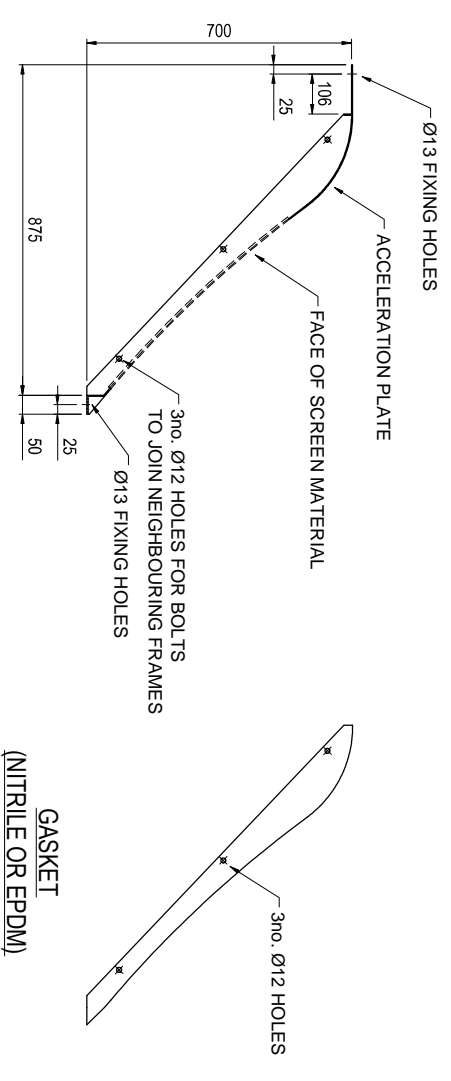
MANUF No. 11286-C/1287-C SCALE 1:20 at A3

DRAWING TITLE
 TYPE C SCREEN

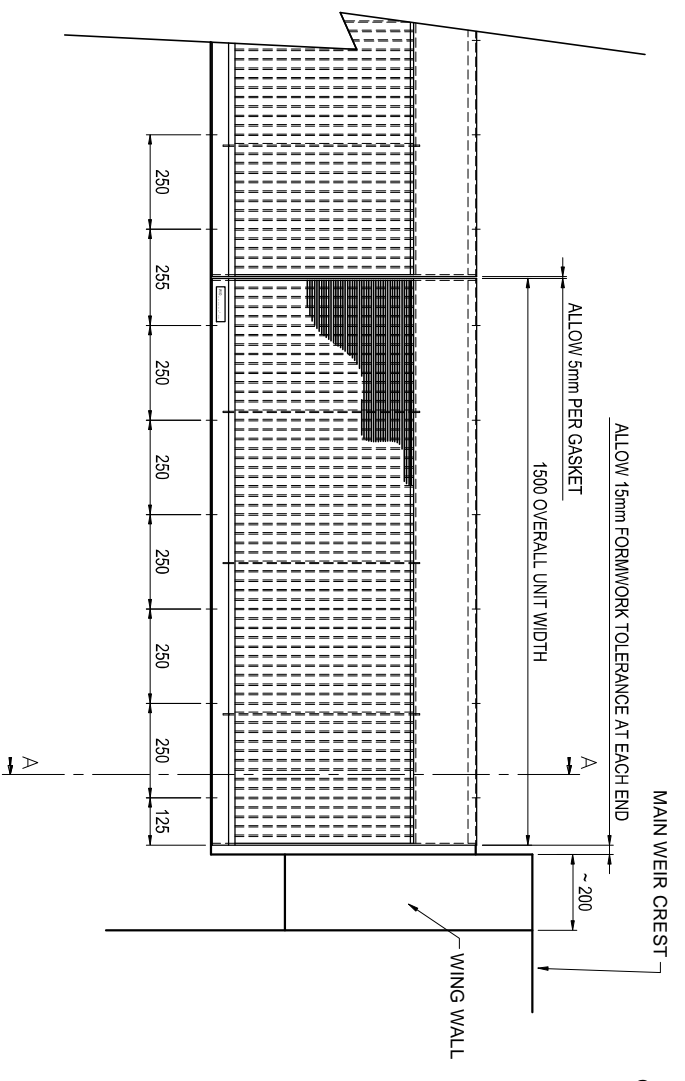
DRAWING No. AQS-010 SHEET 1 of 1 REVISION C



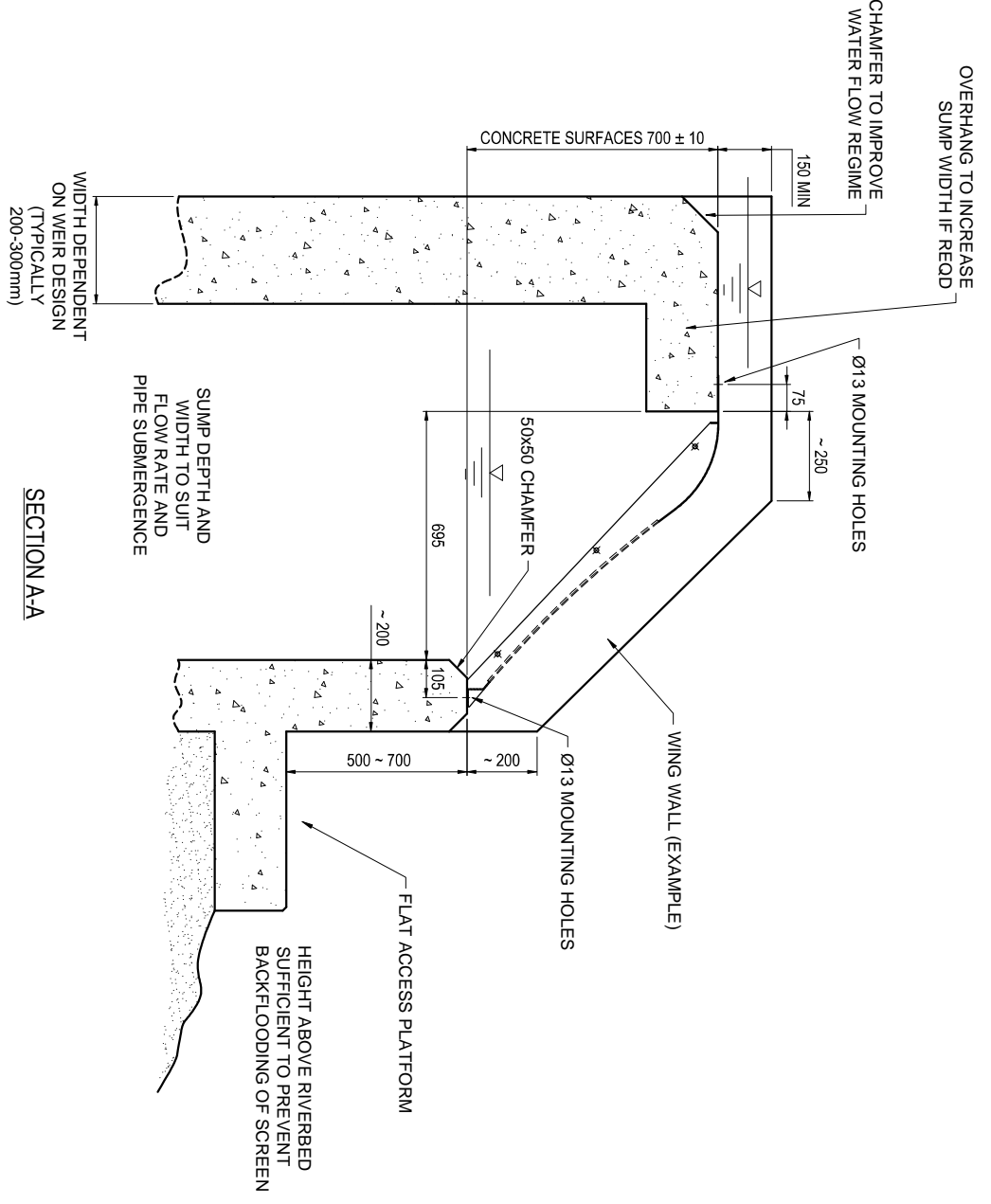
TYPE C-1500-H (HALF HEIGHT FULL WIDTH)
 TYPE C-750-H (HALF HEIGHT HALF WIDTH)



SCREEN SECTION



INSTALLED ELEVATION - MULTIPLE SCREENS (LOOKING UPSTREAM)



SECTION A-A